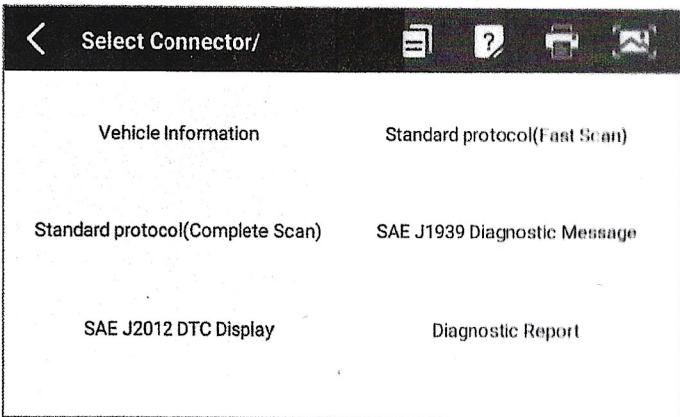


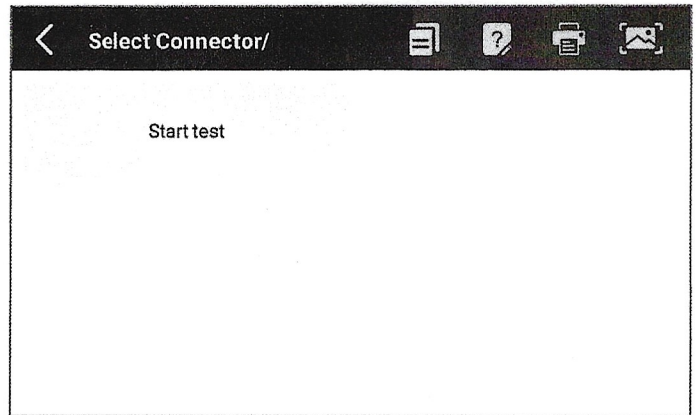
4) Select the required diagnostic method, such as **【Standard protocol(Fast Scan)】** ;



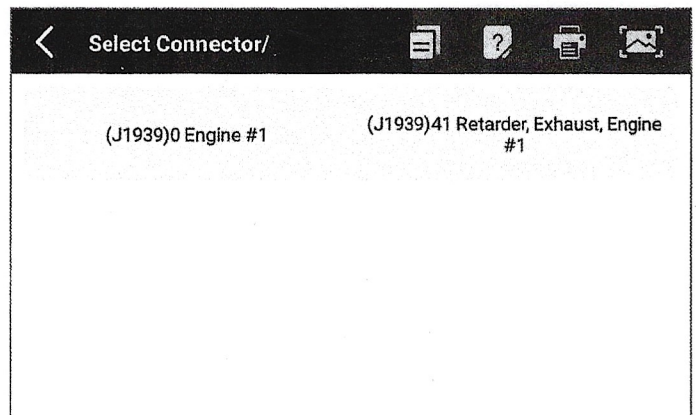
CAN 3 CONNECTOR may need for some vehicles:

- * 2016 & Newer Peterbilts
- * 2016 & Newer Kenworths
- * 2016 & Newer Volvo w/Cummins Engines

5) Click **【Start test】**



6) Select **【(J1939) Engine】** ;



7) Enter **【Diagnosis home page】** ;